

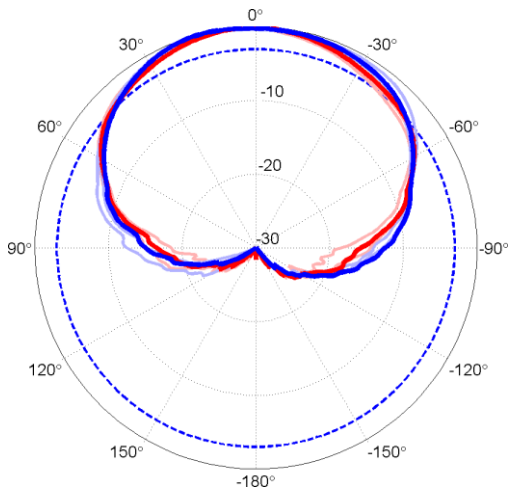
Product Data Sheet

☎ 1-855-276-(KPPA) 5772 or 780-702-7577
 📧 info@kpperformance.com
 ✉ 9850 W 190th St, Suite F, Mokena, IL 60448

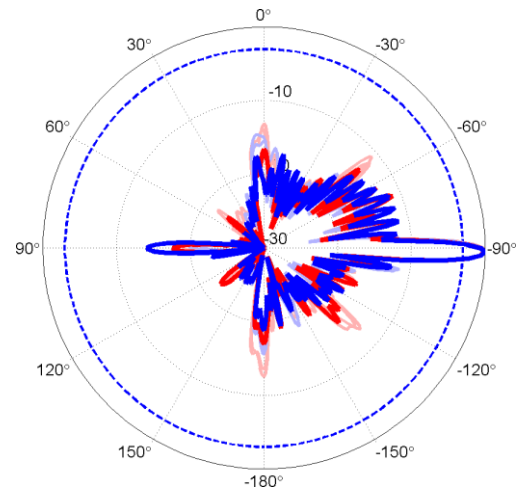


Alive Telecom

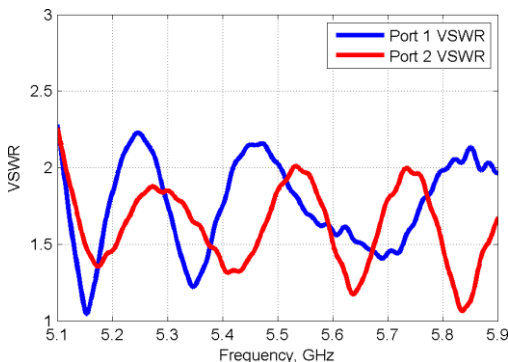
Part Number		KPPA-5GHZDP120S-WC	
Electrical		Input power	30 W max per port
Frequency range	5100-5900 MHz	Impedance	50 Ω
Polarization	Vertical and Horizontal	Connector Type	Type N Female x 2
Gain	16.3 dBi		
Azimuth 3dB beamwidth	120 °	Mechanical	
Elevation 3dB beamwidth	4.4 °	Dimensions	28 x 7 x 6"
Electrical Downtilt	0.9 °	Weight	10.8 lb
VSWR	< 2:1	Mounting method	Carriage bolts
Return loss	> 10 dB	Mounting pole dia	1¼" – 3 ½"
F/B ratio	> 32 dB	Surface Finish	Matt powder coat
Cross-pol ratio	> 27 dB	Environmental	
V-H port isolation	33 dB	Temperature range	-40° to +60° C / +140° F
ABAB frequency re-use	-29 dB	Wind speed	160 km/h / 100 mph
ABABAB frequency re-use	-14 dB	UV protection	UV resistant powder coat
ABCABC frequency re-use	-30 dB	Ingress protection	IP55 rain resistant



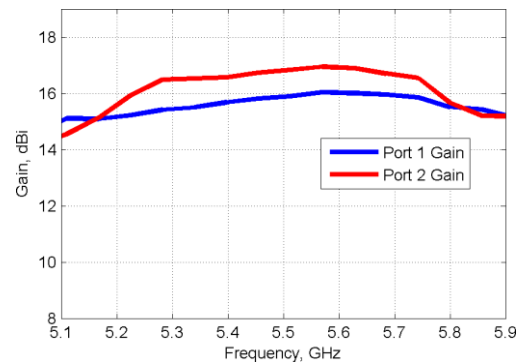
Azimuth patterns



Elevation patterns



VSWR



Gain

ANTENNAS ENGINEERED & MANUFACTURED TO EXCEED INDUSTRY STANDARDS