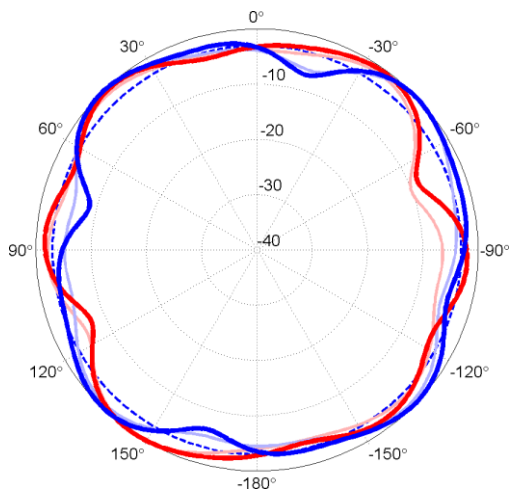


# Product Data Sheet

☎ 1-855-276-(KPPA) 5772 or 780-702-7577  
 📧 info@kpperformance.com  
 ✉ 9850 W 190th St, Suite F, Mokena, IL 60448

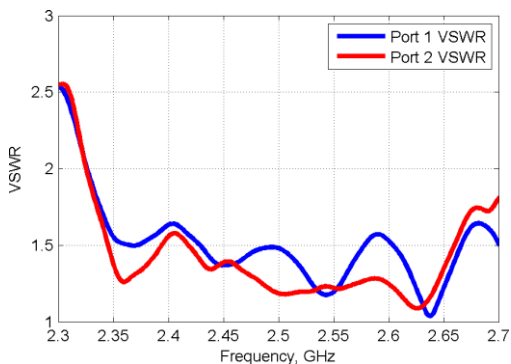
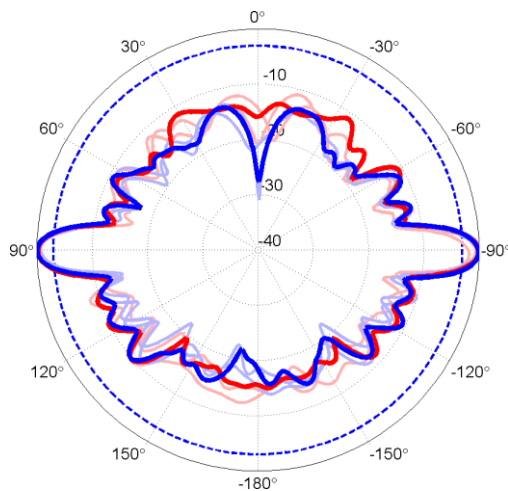


Part Number		KPPA-OMNI-DP-2.4-45	
<b>Electrical</b>		<b>Mechanical</b>	
Frequency range	2300-2700 MHz	Dimensions	41" x 7" x 6"
Polarization	± 45 Degree Slant	Weight	17 lb
Gain	10.5 dBi	Mounting method	Pipe Mount
Elevation 3dB beamwidth	10 °	Mounting pole dia	1¼" – 3 ½"
Electrical Downtilt	1 °	Surface Finish	Matt powder coat
VSWR	2:1 max   1.5:1 typical	<b>Environmental</b>	
Return loss	10 dB max   14 dB typical	Temperature range	-40° to +60° C / +140° F
Cross-pol ratio	> 26 dB	Wind speed	160 km/h / 100 mph
V-H port isolation	> 24 dB	UV protection	UV resistant powder coat
Input power	25 W max per port	Ingress protection	IP55 rain resistant
Impedance	50 Ω	Lightning protection	DC Ground
Connector Type	Type N Female x 2		

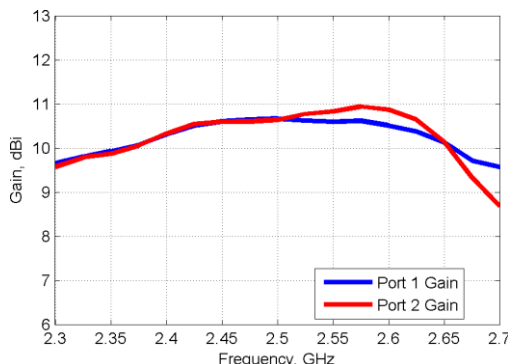


Azimuth patterns

Elevation patterns



VSWR



Gain

ANTENNAS ENGINEERED & MANUFACTURED TO EXCEED INDUSTRY STANDARDS